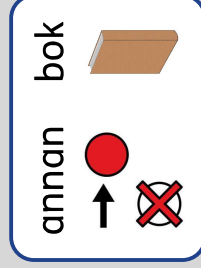

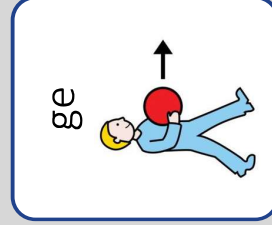



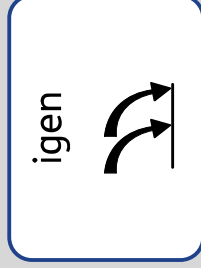

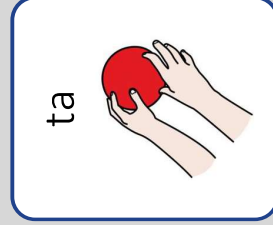



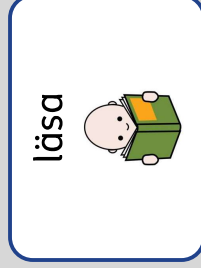
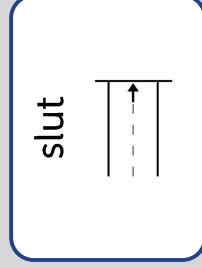
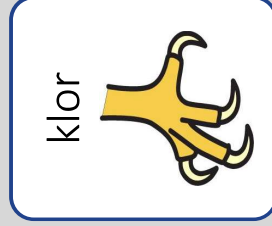
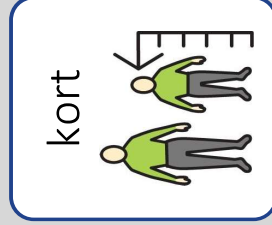

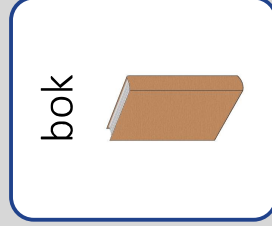
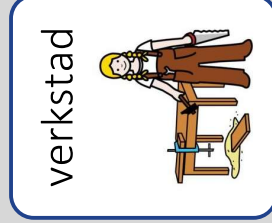




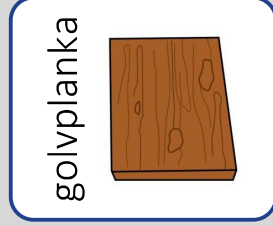





# Trolldom i Gamla stan - Jakten på Jack

Av: Martin Olzak & Anna Sandler



### Hur ska pratkartan användas?

Använd kartan till att pekprata till boken.

Du kan göra om och förenkla texten i boken så att det blir lättare att läsa och berätta. Man kan också använda kartan till att prata om boken man just har läst. Om personen du läser tillsammans med pekar på kartan eller "låtsaspratar" med kartan, bekräfta och uppmuntra då detta genom att sätta ord på vad personen pekar på och väv in det i er kommunikation.